





















44 Garage 3,2x5,2 v.2

ID	Name	Height	Width	Length	Qty	3D Front Axonometry	
FBE-1	Floor bearer	44	60	5000	2		-
FBE-2	Floor bearer	44	60	245	2		-
FBE-3	Floor bearer	44	60	2880	1		-
A01	Wall A	135	44	405	30		
A02	Wall A	135	44	3200	1		
B01	Wall B	135	44	3200	16		
C01	Wall C	68	44	1000	1		
C02	Wall C	68	44	3340	1		
C03	Wall C	135	44	1000	20		
C04	Wall C	135	44	3340	6		
C05	Wall C	135	44	1030	7		
C06	Wall C	135	44	5200	1		
C07	Wall C	135	44	5200	1		
C08	Wall C	135	44	5500	1		
D01	Wall D	68	44	5200	1		
D02	Wall D	135	44	5200	15		
D03	Wall D	135	44	5500	1		
Extra01	Wall Extra	135	44	5500	1		
GBL01	Gable ends	135	44	3200	2		
GBL02	Gable ends	135	44	2499	2		
GBL03	Gable ends	135	44	1666	2		
GBL04	Gable ends	135	44	833	2		
PR-1	Purlin	140	68	5500	2		
PR-2	Purlin	140	68	5500	1		
RB-1	Roof board	19	135/110/87	842	83/101/128		-
RB-1	Roof board	19	135/110/87	998	83/101/128		-
WBA	Windboard A	90	19	1959	4		
WBB	Windboard B	70	19	5500	2		
WBC	Windboard C	19	40	1959	4		-
WBD	Windboard D	25	30	5500	2		-

WB-RMB	Rhombus	200	19	19	2		
STRM-BR	Storm braces	47	28	1980	4		
G-Beam01	Beams for grooves of windows and doors openings	22	22	2093	4		
G-Beam02		22	22	1850	4		
G-Beam03		22	22	920	4		
Installation kit for assembly							
N01	Nail	---	2,5	40	1200 (500*2+200)		
S-01	Screw	---	3	40	100 (100)		
S-03	Screw	---	5	100	15 (10+5)		
S-04	Screw	---	5	120	15 (10+5)		
SB	Washer	---	M10	---	8		
	Screw	---	8	50	8	