























44 Garage 4x6 v.2

ID	Name	Height	Width	Length	Qty	3D Front Axonometry	
FBE-1	Floor bearer	44	60	5800	2		-
FBE-2	Floor bearer	44	60	645	2		-
FBE-3	Floor bearer	44	60	3680	1		-
A01	Wall A	135	44	785	30		
A02	Wall A	135	44	3960	1		
B01	Wall B	135	44	3960	1		
C01	Wall C	135	44	3960	16		
D01	Wall D	68	44	1311	1		
D02	Wall D	68	44	3789	1		
D03	Wall D	135	44	1311	13		
D04	Wall D	135	44	3789	6		
D05	Wall D	135	44	1493	7		
D06	Wall D	135	44	986	7		
D07	Wall D	135	44	5960	1		
D08	Wall D	135	44	5960	1		
D09	Wall D	135	44	3200	1		
D10	Wall D	135	44	3100	1		
E01	Wall E	68	44	5960	1		
E02	Wall E	135	44	5960	14		
E03	Wall E	135	44	5960	1		
E04	Wall E	135	44	3200	1		
E05	Wall E	135	44	3100	1		
Extra01	Wall Extra	135	44	5960	1		
GBL01	Gable ends	135	44	3960	3		
GBL02	Gable ends	135	44	2974	3		
GBL03	Gable ends	135	44	1487	3		
PR-1	Purlin	140	68	3480	2		
PR-2	Purlin	140	68	3380	2		
PR-3	Purlin	140	68	3480	1		
PR-4	Purlin	140	68	3380	1		
RB-1	Roof board	19	135/110/87	2185	96/117/148		-
WBA	Windboard A	90	19	2304	4		
WBB	Windboard B	70	19	3150	4		

WBC	Windboard C	19	40	2304	4		-
WBD	Windboard D	25	30	3150	4		-
WB-RMB	Rhombus	200	19	19	2		
STRM-BR	Storm braces	47	28	1980	4		
G-Beam01	Beams for grooves of windows and doors openings	22	22	2093	2		
G-Beam02		22	22	1850	2		
G-Beam03		22	22	920	2		
Installation kit for assembly							
N01	Nail	---	2,5	40	500 (500)		
S-01	Screw	---	3	40	100 (100)		
S-03	Screw	---	5	100	15 (10+5)		
S-04	Screw	---	5	120	25 (10+10+5)		
SB	Washer	---	M10	---	8		
	Screw	---	8	50	8	