





















































44 Garage 6x6 v.2

ID	Name	Height	Width	Length	Qty	3D Front Axonometry	
FBE-1	Floor bearer	44	60	5800	2		-
FBE-2	Floor bearer	44	60	206	2		-
FBE-3	Floor bearer	44	60	5680	1		-
FBE-4	Floor bearer	44	60	488	1		-
A01	Wall A	135	44	346	30		
A02	Wall A	135	44	488	15		
A03	Wall A	135	44	5960	1		
B01	Wall B	135	44	5960	1		
C01	Wall C	135	44	5960	16		
D01	Wall D	68	44	1311	1		
D02	Wall D	68	44	3789	1		
D03	Wall D	135	44	1311	13		
D04	Wall D	135	44	3789	6		
D05	Wall D	135	44	1493	7		
D06	Wall D	135	44	986	7		
D07	Wall D	135	44	5960	1		
D08	Wall D	135	44	5960	1		
D09	Wall D	135	44	3200	1		
D10	Wall D	135	44	3100	1		
E01	Wall E	68	44	204	1		
E02	Wall E	135	44	204	15		
E03	Wall E	135	44	204	1		
F01	Wall F	68	44	5960	1		
F02	Wall F	135	44	5960	7		
F03	Wall F	135	44	3664	7		
F04	Wall F	135	44	986	7		
F05	Wall F	135	44	5960	1		
F06	Wall F	135	44	3200	1		
F07	Wall F	135	44	3100	1		
Extra01	Wall Extra	135	44	5960	1		
GBL01	Gable ends	135	44	5960	3		

Garage 6x6 v.2 44mm Packing list

GBL02	Gable ends	135	44	5082	3		
GBL03	Gable ends	135	44	3811	3		
GBL04	Gable ends	135	44	2541	3		
GBL05	Gable ends	135	44	1270	3		
PR-1	Purlin	140	68	3380	1		
PR-2	Purlin	140	68	3280	1		
PR-3	Purlin	140	68	3380	4		
PR-4	Purlin	140	68	3280	4		
RB-1	Roof board	19	135/110/87	3220	96/117/148		
WBA	Windboard A	90	19	3339	4		
WBB	Windboard B	70	19	3150	4		
WBC	Windboard C	19	40	3339	4		
WBD	Windboard D	25	30	3150	4		
WB-RMB	Rhombus	200	19	19	2		
STRM-BR	Storm braces	47	28	1980	4		
G-Beam01	Beams for grooves of windows and doors openings	22	22	2093	8		
G-Beam02		22	22	1850	4		
G-Beam03		22	22	920	8		
COL	Column	115	115	2070	1		
Installation kit for assembly							
N01	Nail	---	2,5	40	600 (500+50+50)		
S-01	Screw	---	3	40	150 (100+50)		
S-02	Screw	---	5	60	8		
S-03	Screw	---	5	100	15 (10+5)		
S-04	Screw	---	5	120	35 (10+10+10+5)		
SB	Washer	---	M10	---	8		
	Screw	---	8	50	8		
CAP90	Height adjustment support for column	90	90	---	1	