




































Carport-Mars

ID	Name	Height	Width	Length	Qty	3D Front Axonometry	
COL-1-1	Column	115	115	2400	1	 A 3D perspective drawing of a rectangular column with a slightly wider top flange. The number '0' is printed vertically on the front face.	 A 2D side-view diagram of the column, showing its rectangular profile and the wider top flange.
COL-1-2	Column	115	115	2400	1	 A 3D perspective drawing of a rectangular column with a slightly wider top flange. The number '0' is printed vertically on the front face.	 A 2D side-view diagram of the column, showing its rectangular profile and the wider top flange.



COL-1-3	Column	115	115	2400	1		
COL-2-1	Column	115	115	2697	2		
COL-2-2	Column	115	115	2697	1		


COL-3-1	Column	115	115	3000	1		
COL-3-2	Column	115	115	3000	1		
COL-3-3	Column	115	115	3000	1		

FEN-1	Fence beam	70	19	4019	20		
FEN-2	Fence beam	70	19	5600	11		
PR-1-1	Purlin	140	68	5000	1		
PR-1-2	Purlin	140	68	5000	1		
PR-1-3	Purlin	140	68	5000	1		
PR-1-4	Purlin	140	68	6000	2		
PR-2-1	Purlin	140	44	6000	6		
PR-2-2	Purlin	140	44	6000	1		
RB	Roof board	19	87	5000	70		-
S-BEAM-1	Supporting beam	100	44	963	1		
S-BEAM-2	Supporting beam	100	44	741	2		
S-BEAM-3	Supporting beam	100	44	891	4		
S-BEAM-4	Supporting beam	100	44	460	4		
S-BEAM-5	Supporting beam	100	44	963	1		
WBA	Windboard A	90	19	3045	4		
WBA	Windboard A	90	19	3055	4		
WBA	Windboard A	90	19	5000	4		
WBC	Windboard C	19	40	3049	2		-
WBC	Windboard C	19	40	3051	2		-

Carport-Mars

Installation kit

	Name	Width	Length	Qty	Picture	
N01	Nail	2,5	40	702 (500+200+50)		
	For trims, roof and floor boards					
S01	Screw	3	40	144 (100+50)		
	For windboards and each 12th roof board					
	Screw					

S04	For floor bearers connection, for purlins connection to wall logs and for gable ends	5	120	36 (4*10)	
-----	--	---	-----	-----------	---