





























Pergola-Rose						
ID	Name	Height	Width	Length	Qty	3D Front Axonometry
PR-1	Purlin	140	44	1823	4	
PR-2	Purlin	140	44	1833	8	
PR-3	Purlin	140	68	3400	1	
PR-4	Purlin	140	68	2904	2	
PR-5	Purlin	140	68	3400	1	
PR-6	Purlin	140	68	3400	1	
BEAM-1	Beam	100	44	440	12	
BEAM-2	Beam	100	44	440	8	
BEAM-4	Beam	100	44	590	2	
RB	Roof board	19	135/110/87	3400	28/34/43	
WBA	Windboard A	90	19	1927	4	
WBB	Windboard A	90	19	3400	2	
WBC	Windboard C	19	40	1898	4	
WBD	Windboard D	25	30	1807	4	
WB-RMB	Rhombus	200	19	19	2	
COL-1	Column	115	115	2440	1	
COL-2	Column	115	115	2440	1	
COL-3	Column	115	115	2440	1	

COL-4	Column	115	115	2440	1		
Instalaltion kit for assembly							
N01	Nail	---	2.5	40	300 (2*50+200)		
S-01	Screw	---	3	40	100		
S-02	Screw	---	5	60	32 (4*8)		
S-04	Screw	---	5	120	15 (5+10)		
CAP90	Height adjustment support for column	90	90	---	4	